



# Allergen Testing Maximized

## **3M™ Clean-Trace™ Surface Protein (Allergen)**

Residues remaining on surfaces indicate poor cleaning and could contain potentially allergenic proteins, which could lead to product contamination.

3M Clean-Trace Surface Protein (Allergen) is a simple method of checking for removal of protein residues after cleaning. As the majority of allergens are proteins, if a surface is found to be protein-free, it is also free of protein-based allergens.

# Helping Maximize Food Safety Around the World.



## Why use 3M™ Clean-Trace™ Surface Protein (Allergen)?

- Helps to reduce the risk of a food safety incident — food residues could contain allergens and potentially contaminate allergen-free product
- Detects as little as 3µg of protein on surfaces and in solution
- Validated for a range of allergenic proteins, including egg, milk, gluten, soy and peanut
- Visual reading of a color change indicates the presence of detectable levels of protein
- Fast results allow immediate corrective action
- Can be integrated into your Allergen Management Program — risk areas can be monitored for cleaning effectiveness
- As an additional benefit, it can help to reduce the risk of bacterial contamination — food residues on surfaces provide nutrients for spoilage or pathogenic bacteria to thrive
- Clear multiple allergens in one test

## Product Information

Product	Product Code	Number of Tests
3M™ Clean-Trace™ Surface Protein (Allergen)	ALLTEC60	60
3M™ Digital Heating Block (120 V)	DHB120	1

## Other Hygiene Monitoring Tools in the 3M Range Include:

Product	Product Code	Number of Tests
3M™ Clean-Trace™ Surface ATP	UXL100	100
3M™ Clean-Trace™ Surface Protein Plus	PRO100	100
3M™ Clean-Trace™ Water — Total ATP	AQT100	100
3M™ Clean-Trace™ Water — Free ATP	AQF100	100

Products were formerly known as Pro-tect™, Check-It™, TECRA™ Aller-tect™ and Clean-Trace™.



### Food Safety

3M Center  
Building 275-5W-05  
ST. PAUL, MN 55144-1000  
USA  
800-328-6553  
www.3M.com/foodsafety

### 3M Canada

Post Office Box 5757  
London, Ontario N6A 4T1  
Canada  
1-800-563-2921

### 3M Europe & MEA

3M Deutschland GmbH  
Carl-Shurz – Strasse 1  
D41453 Neuss/Germany  
+49-2131-14-3000

### 3M Latin America

3M Center  
Bldg 275-5W-05  
St. Paul, MN 55144-1000  
USA  
1-651-737-2239

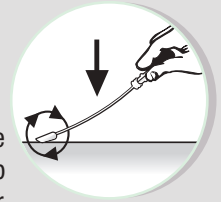
### 3M Asia Pacific

No 1, Yishun Avenue 7  
Singapore, 768923  
65-64508869

## Easy to Use:

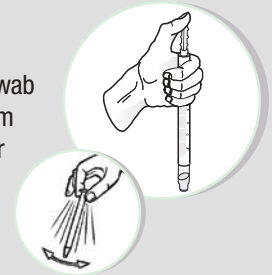
### 1 SWAB

Swab surface firmly. If the surface is dry, wet the swab with the moisturizer supplied in the kit.



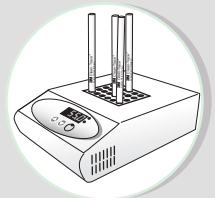
### 2 CLICK

Activate the swab and shake from side to side for 5 seconds.



### 3 HEAT

Place the swab into the 3M™ Digital Heating Block (set to 55°C) for 15 minutes.



### 4 INTERPRET RESULTS

Clean

Dirty



3M and Clean-Trace are trademarks of 3M.

Please recycle.  
Printed in U.S.A.  
© 3M 2010.  
All rights reserved.  
70-2009-9413-8